



SNP63 DIY Automatic bubble machine v0.1



1、 connect wires to motor



2、 Install right Angle bracket 。




3、 install motor and bracket



4、 install fan motor



5、 install TT motor



6、 install battery box




7、 Install bubble head




8、 fixed the bubble head




9、 install to base



10、 install fan on base。



11、 install switch



12、 testing。

